

# Elevator Parameter Table

## KLW电梯参数表

### KLW电梯参数表(南美和中东)

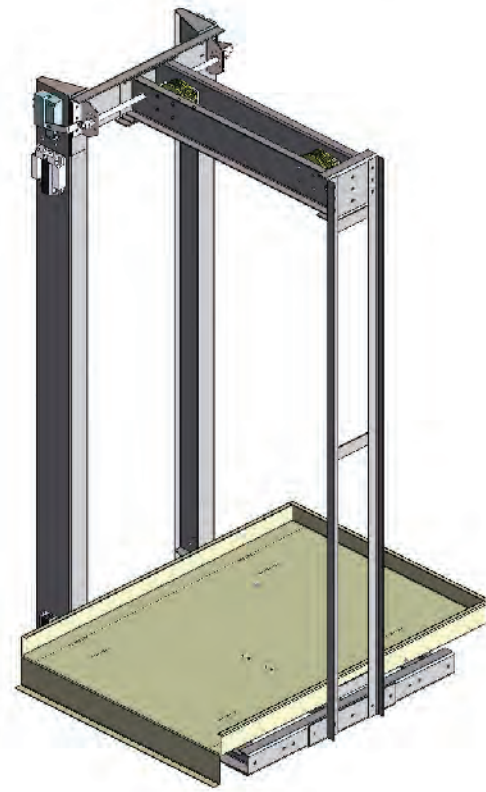
#### KLW elevator parameter table (South America and Middle East)

载重量 (kg) Loading capacity	额定速度 (m/s) Rated speed	开门宽度 (mm) Door opening width	开门高度 (mm) Door opening height	开门方式 Door opening width	轿厢尺寸 (mm) Car size			井道尺寸 (mm) Hoistway size		顶层高度 (mm) Top floor height	底坑深度 (mm) Pit depth	最大提升高度 (m) Max. travelling height
					宽 Wide	深 Deep	高 High	宽 Wide	深 Deep			
450	1.00	900	2000	旁开式 Side opening	1100	1100	2200	1700	1600	3650	1150	50
	1.60									3750	1250	60
	1.75									3800	1300	80
630	1.00	900	2000	旁开式 Side opening	1100	1400	2200	1700	1800	3650	1150	50
	1.60									3750	1250	60
	1.75									3800	1300	80
800	1.00	1000	2000	旁开式 Side opening	1300	1400	2200	1900	1800	3650	1150	50
	1.60									3750	1250	60
	1.75									3800	1300	80
1000	1.00	1000	2000	旁开式 Side opening	1600	1400	2200	2200	1800	3650	1150	50
				中分式 Center opening					1750			
	1.60	1000	2000	旁开式 Side opening	1600	1400	2200	2200	1800	3750	1250	60
				中分式 Center opening					1750			
	1.75	1000	2000	旁开式 Side opening	1600	1400	2200	2200	1800	3800	1300	80
				中分式 Center opening					1750			
备注 Remarks												

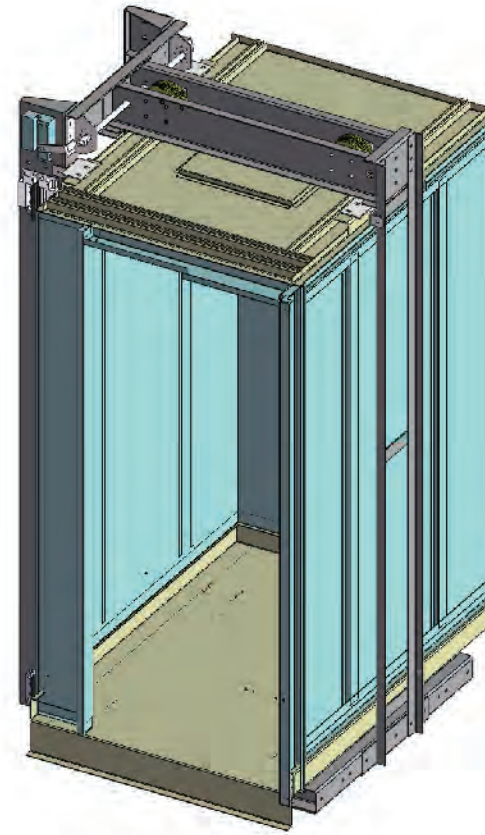
# Backpack-mounted Elevator

## 背包架式电梯

公司正在研发此类产品,以更好满足市场需求,详情咨询技术部。  
The company is developing this kind of product. This is better for market demand. Consult the technical department for details.



◆ 轿架系统 Car frame system



◆ 轿厢系统 Car system

A BETTER PARTNER IN BUILDING TRAFFIC  
建筑交通的更优搭档



**KLW**  
乘客电梯  
KLW PASSENGER ELEVATOR  
(南美和中东 South America and Middle East)

## 康力电梯股份有限公司 CANNY ELEVATOR CO.,LTD.

◎地址:江苏省滨湖高新技术产业开发区康力大道888号  
◎电话:0512-63290000  
◎传真:0512-63293938  
◎网址:www.canny-elevator.com  
◎电子信箱:(国内) marketing@canny-elevator.com  
(国外) export-canny@163.com  
export@canny-elevator.com  
◎400客户服务热线:400-188-2367  
◎邮编:215213

◎Add: No.888, Kangli Road, FOHO New & Hi-Tech Industrial Development Zone, Jiangsu Province, China.  
◎Tel: +86-512-63290000 63297851  
◎Fax: +86-512-63299709  
◎URL: www.canny-elevator.com  
◎E-mail: export-canny@163.com  
export@canny-elevator.com  
◎P.C: 215213



扫描二维码关注康力电梯门户网站  
Scan the QR code and pay attention to CANNY ELEVATOR Portal Website



扫描二维码关注康力电梯微信公众号  
Scan the QR code and pay attention to CANNY ELEVATOR WeChat Public Number

全球十大电梯制造商TOP10  
Global Top Ten Elevator Companies





# Space, Safety, Green

空间、安全、绿色皆为出众

## ◆ 结构创新让空间灵动实用

1. 有效利用井道空间, 满足小顶层底坑和小井道需求;
2. 节约建筑成本, 实现高实用性和性价比。

### Structural innovation makes space clever and practical

1. Effectively use the well space to meet the needs of the small top floor and the small well;
2. Save construction cost and achieve high practicality and cost performance.

## ◆ 标准升级让运行安全无忧

1. 安全部件满足CE认证, 保证运行稳定可靠;
2. 围壁采用上下铆螺母轿壁, 坚固可靠的同时满足轿厢通风要求。

### Standard upgrades make running safe

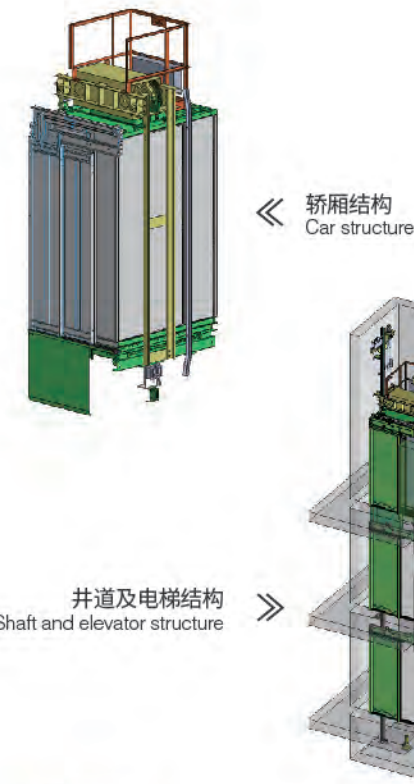
1. Safety components meet CE certification to ensure stable and reliable operation;
2. The wall of the well adopts the upper and lower rivet nut, which is strong and reliable and meets the ventilation requirements of the cage.

## ◆ 节能科技让建筑绿意盎然

1. 主机效能再突破, 实现强效节能30%以上;
2. LED光源, 能耗更低, 寿命更长。

### Energy-saving technology makes buildings green

1. The main engine performance can be broken again, achieving a strong efficiency of more than 30%;
2. LED light source, lower energy consumption and longer life.



# Intrinsic Strength Stable Extraordinary

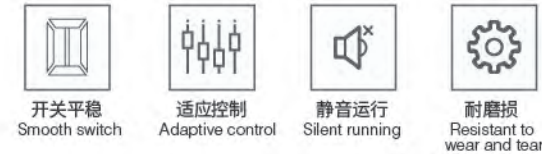
内蕴实力, 安稳非凡

## ◆ 全新永磁门机系统

优化的S曲线, 门开关平稳, 电机负载冲击变小, 自适应控制能力好, 可应对各种干扰因素自检、自适应、自调, 超大聚氨酯滚轮, 耐磨损能力强, 实现静音运行。

### New permanent magnetic door machine system

The optimized S-curve, smooth door switch, smaller motor load shock, good self-adaptive control capability can cope with various disturbing factors and realize automatic test, adjust and adapt. The oversized polyurethane rollers have strong abrasion resistance and can achieve muting operation.



## ◆ 领先升级 全新一代控制系统

1. 双位高性能芯片, 可实现容错和监测功能, 提高了系统的可靠性;
2. 32ARM采用四层板表贴工艺, 总线串行通讯, 保证了大量数据的高速、可靠传送;
3. CAN超强的故障自诊与记录功能, 确保电梯效率和安全;
4. 采用分级密码进行参数设置, 安全可靠, 还可故障记录查询等操作, 便于维修与调试。

### New generation of control system, Leading upgrade

1. Double 32-bit high-performance chip can achieve fault tolerance and monitoring function, improving the reliability of the ARM system;
2. Four-layer board surface mount technology and bus serial communication are adopted to ensure the high-speed, reliable CAN transmission of mass data;
3. Super fault-diagnosis and fault recording function ensure the efficiency and safety of elevator;
4. Grading password is adopted for parameter setting, it is safe and reliable, and can inquire fault records, making maintenance and commissioning much easier.



## ◆ 永磁同步无齿轮曳引机

1. 采用耐高温稀土材料磁钢, 精选国际知名配件, 如海德汉编码器;
2. 运用内转子结构, 各项技术指标远远优于行业标准;
3. 长条型的结构, 使整体结构紧凑, 体积小;
4. 消除了传统传动引起的噪音和振动, 安静平稳。

### Permanent Magnet Synchronous Gearless Traction machine

1. High temperature resistant rare earth materials magnetic steel, selected international well-known accessories, such as Hydex;
2. Using the internal transfer substructure, various technical indicators are far superior to the industry standard;
3. Long strip structure makes the whole structure compact and small;
4. Eliminate the noise and vibration caused by traditional transmission, and be quiet and stable.



# Capsules to choose

轿厢选型



## ◆ KL/K8-3212 标配 standard

吊顶: 短丝发纹贴面, 加装LED照明  
轿壁: 短丝发纹、原色镜面  
前壁: 短丝发纹 地坪: PVC  
踢脚: 短丝发纹 轿门: 短丝发纹  
轿厢尺寸: 1100(宽)\*1100(长)\*2200(高)

Ceiling: short silk hairline overlay, add the LED illum.  
Car wall: short hair pattern, primary color mirror.  
Front wall: short hairline.  
Floor: PVC  
Kick: short hair texture.  
Door: short hair pattern.



## ◆ KL/K8-3212S 标配 standard

吊顶: 短丝发纹贴面, 加装LED照明  
轿壁: 短丝发纹、原色镜面  
前壁: 短丝发纹 地坪: PVC  
踢脚: 短丝发纹 轿门: 短丝发纹  
轿厢尺寸: 1100(宽)\*2000(长)\*2200(高)

Ceiling: short silk hairline overlay, add the LED illum.  
Car wall: short hair pattern, primary color mirror.  
Front wall: short hairline.  
Floor: PVC  
Kick: short hair texture.  
Door: short hair pattern.



## ◆ KL/J8-200 选配 optional

吊顶: 木质吊顶, LED照明  
轿壁: 皮纹饰面, 钛金发纹, 装饰镜  
前壁: 钛金发纹 地坪: 编织PVC  
扶手: 实木, 钛金发纹  
轿门: 钛金发纹

Ceiling: wooden ceiling, LED lighting.  
Car wall: leather pattern, titanium hair pattern, decorative mirror.  
Front wall: titanium hairline.  
Floor: woven PVC.  
Handrail: solid wood, titanium hair pattern.  
Door: titanium hair pattern.



## ◆ KL/K7-3168 选配 optional

吊顶: 喷粉钢板, LED照明  
轿壁: 贴膜钢板, 镜面蚀刻  
前壁: 钛金发纹 地坪: 大理石  
踢脚: 短丝发纹 轿门: 贴膜钢板  
扶手: 短丝发纹圆管

Ceiling: powder coated steel, LED lighting.  
Car wall: laminated steel plate, mirror etching.  
Front wall: laminated steel plate.  
Floor: marble.  
Kick: short hair texture.  
Handrail: short silk hair circular tube.  
Door: laminated steel plate.



## ◆ KL/K8-3213 选配 optional

吊顶: 钛金发纹, 金箔, LED照明  
轿壁: 钛金发纹, 钛金镜面蚀刻  
前壁: 钛金发纹 地坪: 大理石拼花  
踢脚: 钛金发纹 轿门: 钛金发纹  
扶手: 圆管镀钛金

Ceiling: titanium hair, gold foil, LED lighting.  
Car wall: titanium hair pattern, titanium mirror etching.  
Front wall: titanium hair pattern.  
Floor: marble Mosaic.  
Kick: titanium hair tattoo.  
Handrail: round tube plating titanium.  
Door: titanium hair pattern.

